

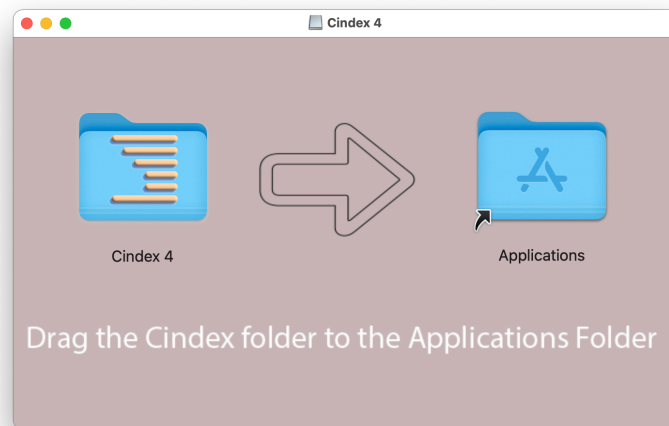
Installing Cindex 4.4

System Requirements

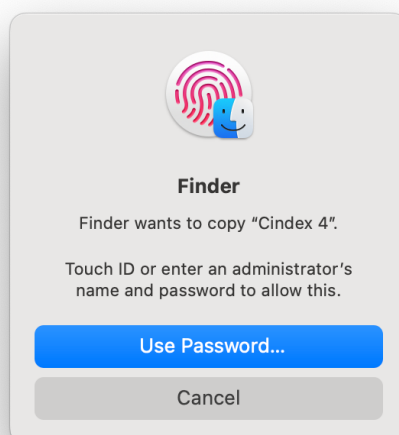
Cindex requires macOS 10.13 (High Sierra) or higher.

Installation Steps

1. If you have any earlier version of Cindex 4 on your computer, this new version will replace it. Before you start installation, make sure that any currently installed copy of Cindex is not running.
2. Go the folder where your web browser places downloads.
3. Locate and double-click the icon for *Cindex4.4.dmg*. Your Mac will mount the installer as a disk and open a new Finder window that shows this:



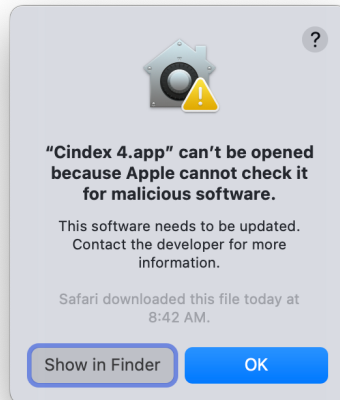
4. In this window, drag the Cindex folder icon on to the Applications folder icon. If you are not signed in as an Administrator you will see a warning like this:



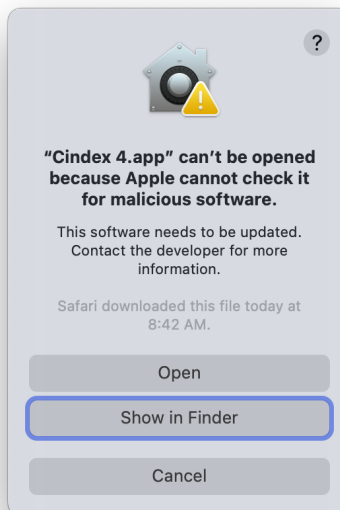
If this or a similar warning is displayed, enter your Administrator credentials to proceed.

5. If Cindex 4 is already installed, macOS will tell you that a Cindex 4 folder already exists, and will ask if you want to replace it. Click Replace.

6. Go to the Applications folder, then open the Cindex 4 folder. Inside the Cindex folder, double-click the Cindex icon. You will see an alert like this:



7. Click **OK**, then right-click (or CONTROL-CLICK) the Cindex icon. Choose **Open** (the top item) from the pop-up menu. You will see an alert like this:



8. Click **Open**. Cindex will then start (the menu bar will show Cindex 4.4) and you can begin work.

NOTE: The forgoing steps are required only the first time you run Cindex. After this first use, Cindex will start just like any other application on your Mac.

9. Eject the installer disk image when you have finished installation. If the disk is visible in the sidebar of a Finder window, click the eject button; alternatively, if there is a disk icon on your desktop, right-click it then choose **Eject**). You can discard the installer file (*Cindex4.4.dmg*) or retain it should you need to reinstall Cindex.
10. There should be only one copy of Cindex on your Mac. Look in your Applications folder for any folder that contains another version of Cindex (including a Demo or Student version). If you find another copy, drag it to the Trash then empty the Trash.